






# Visualize Your Dreams With TESA Board







**Super White** (6', 4')  
1101 - SD



**Everest White** (6', 4')  
1102 - SD



**Frosty White** (6', 4')  
1103 - SD



**Silver Grey** (6', 4')  
1104 - SD




**Slate Grey** (6', 4')  
1105 - SD



**Black** (6', 4')  
1106 - SD



**Cardinal Red** (6', 4')  
1107 - SD



**Marigold Yellow** (6', 4')  
1108 - SD



**Electric Blue** (6', 4')  
1109 - SD



**Ivory** (6', 4')  
1111 - SD



**Gothic Grey** (6', 4')  
1113 - SD



**Spanish Green** (4')  
1115 - SD



**Orange** (6', 4')  
1116 - SD



**Parrot Green** (6', 4')  
1119 - SD



**Irish Cream** (4')  
1120 - SD



**Hutch Pink** (6', 4')  
1126 - SD



**Caribe** (4')  
1129 - SD



**Pastel Orange** (6', 4')  
1133 - SD




**Mocha Brown** (6', 4')  
1134 - SD



**Olive** (6', 4')  
1135 - SD



2




**Ocean Green** (6', 4')  
1136 - SD



**Persian Blue** (6', 4')  
1137 - SD



**Hong Kong Blue** (6', 4')  
1138 - SD




**Pink Irish Cream** (4')  
1139 - SD




**Irish Blue** (6', 4')  
**NEW** 1140 - SD




**Night Grey** (6', 4')  
**NEW** 1141 - SD



**Pebble Beach** (6', 4')  
**NEW** 1142 - SD



**Coral Pink** (6', 4')  
**NEW** 1143 - SD



**Chocolate** (6', 4')  
**NEW** 1144 - SD



**White Diamond Cut** (6')  
1150 - SD





**Natural Teak** (6', 4')  
3001 - SD



**Flowery Wenge** (6', 4')  
3002 - SD



**Highland Pine** (6', 4')  
3003 - SD



**Lorraine Walnut** (6', 4')  
3007 - SD



**Straight Grained Wenge** (6', 4')  
3008 - SD



**Classic Planked Walnut** (6', 4')  
3009 - SD



**New Country (Light)** (6', 4')  
3013 - SD



**Sapelli** (6', 4')  
3015 - SD



**Inntal Beech** (6')  
3016 - SD



**Noce Di Vinci** (6', 4')  
3017 - SD



**Mangfall Beech** (6', 4')  
3018 - SD



**Ice Beech** (6', 4')  
3019 - SD

4



**Thansau Maple** (6")  
3020 - SD



**Khaya Mahogany** (6", 4")  
3021 - SD



**Oxford Cherry** (6", 4")  
3022 - SD



**Alberta Maple** (6")  
3023 - SD



**Mahogany** (6", 4")  
3024 - SD



**Moldau Acacia** (6", 4")  
**(Light)** 3025 - SD



**Moldau Acacia** (6", 4")  
**(Dark)** 3026 - SD



**Bavarian Beech** (6", 4")  
3027 - SD



**New Country** (6", 4")  
**(Dark)** 3028 - SD



**Elegant Teak** (6", 4")  
3041 - SD



**Swiss Oak** (4")  
3043 - SD



**Sand Cross Line** (6", 4")  
3045 - SD

5



**Choco Cross Line** (6', 4')  
3046 - SD



**Teak Gold** (4')  
3091 - SD



**Light Maple** (6', 4')  
3361 - SD



**Dark Maple** (6', 4')  
3362 - SD



**Castle Oak** (6', 4')  
3363 - SD



**Choco Oak** (6', 4')  
3364 - SD



**Exotic Teak** (6', 4')  
3365 - SD



**Choco Walnut** (6', 4')  
3370 - SD



**Persian Walnut** (6', 4')  
3371 - SD



**Alabaster Teak** (6', 4')  
3373 - SD



**Wenge Brown** (6', 4')  
3377 - SD



**Grey Cross Line** (6', 4')  
3386 - SD



**Golden Cross Line** (6', 4')  
3387 - SD



**Mysore Teak** (6', 4')  
3389 - SD



**Brown Teak** (6', 4')  
3390 - SD



**Thai Teak** (6', 4')  
3402 - SD



**White Teak** (6', 4')  
3403 - SD



**Fab Grey** (6', 4')  
3404 - SD



**Fab Chocos** (6', 4')  
3405 - SD



**Fab Cream** (6', 4')  
3406 - SD



**Burma Teak** (6', 4')  
3412 - SD



**Linen Metallic** (6', 4')  
3413 - SD



**Laurel Oak Light** (6', 4')  
3415 - SD



7



**Laurel Oak Dark** (E, A)  
3416 - SD



**Cherry Pine** (E, A)  
3417 - SD



**Ebony Walnut** (E, A)  
3418 - SD



**Brazilian Walnut** (E, A)  
3419 - SD



**Dark Choco Oak** (E, A)  
3420 - SD



**Gold Wood Oak** (E, A)  
3421 - SD



**Wood Ash** (E, A)  
3422 - SD **NEW**



**Elegant Walnut** (E, A)  
3423 - SD **NEW**




**Dark Walnut** (E, A)  
3424 - SD **NEW**



**Teak Walnut** (E, A)  
3425 - SD **NEW**



**Wood Oak** (E, A)  
3426 - SD **NEW**



**Golden Walnut** (E, A)  
3427 - SD **NEW**



8



**Cream Walnut** (E, 4)  
3450 - SD



**Cambridge Walnut** (E, 4)  
3451 - SD



**Fibre Rust** (E, 4)  
3452 - SD



**Fibre Grey** (E, 4)  
3453 - SD



**Fibre Gold** (E, 4)  
3454 - SD



**Fibre Teak** (E, 4)  
3455 - SD



**Beige Walnut** (E, 4)  
3482 - SD



# Essence of TESA

## Medium Density Fibre Board (MDF)

The 1st 8-Cylindere Press ensures perfect pressing of the MAT edge to edge having a maximum platen size of 16ft (4880mm) x 4ft (1220mm). The press is simultaneously closing ensuring perfectly cured panels in every press.



Ensures flaking of Wood Chips with uniform Chip Dimension.



Chip Dryer ensures Optimally dried Wood Chips - **TOP TO CORE.**



Ensures Uniform Grading of Chips for Face & Core.



12 Day light Multi-Opening Press - 12 Boards in a single press Simultaneous Closing ensures uniform pressure & temperature.



The unique 6 cylindere press ensures perfect pressure & temperature uniformly across the length & breadth of every mats.



The 1st 8 head Sanding System in the Country. Ensures an Ultra - Smooth Surface ideal for Cold & Hot forming Paint & Polish Ready Surface ideal for Lamination in Short Cycle Press & also pasting.



With a perfect surface finish due to the 8-head sander the panel is precisely calibrated for thickness.



The 1st Short Cycle Press with 12 cylinders in the Country. Ensures perfect edge to edge lamination without any change of delamination or lamination defect.



Due to compact higher compression & the uniform flake layout in the core ensures a high screw holding strength in the core.



Panel has a 8ft x 6ft or 9ft size hence all size variants can be cut out from the primary panel with negligible wastage or loss.

A 18 - Day light press with built-in to optimally calibrate density & thickness through the Position Control System. The Press has a closing time of under a phenomenal 10 Seconds ensuring that the panels are optimally cured with the best surface finish.

The highest specific pressure in excess of 4.5Mpa ensuring a very high density map across the thicknesses resulting into MDF / HDF / Router Grade with an uniform high density.

The latest Air Grading System that ensures that the Fibers are not lumped together. Allows homogeneous fiber to sifted through weeding away any foreign particle. Ensures the integrity of the MAT resulting into an uniform MDF with high core homogeneity.

The state of the art glue kitchen capable of formulating glue with significantly low formaldehyde foot print, meeting E1 & E0 norms are easily achievable.

The unique SPIRAL Glue Line with multiple spray heads ensure that the fibres/particles are optimally & uniformly glued from all sides ensuring the highest internal bonding with in the core, resulting in better strength and durability of the end product.

Plant is equipped with a Double Cooling Turner System ensuring quick & better cooling. Allows faster curing of the raw panels which lends higher physical & mechanical properties with a perfectly formed surface for a ultra smooth finish.

The latest 10 - Head Sanding System for the 1st time in India with specially designed Polishing Rollers & Pads fitted at an incline resulting into ULTRA SMOOTH POLISHED Surface with Zero Bubble Surface.



## PRODUCT DENOTES

**Standard Pre Laminated Particle Board Size :** 9 ft x 6 ft and 8 ft x 6 ft

**Standard Pre Laminated MDF/HDHMR/Boilo Board Size :** 8 ft x 4 ft

**Other Sizes are as per Product Matrix**

⓪, Ⓛ Available in both 4 ft and 6 ft Width Ⓛ Available in 6 ft Width only ⓪ Available in 4 ft Width only

**SPECIAL NOTE:** Special Note : The Sample Swatches only represent the Designs, Colours and Finishes, It's does not represent the actual thickness. It's Not for Sale, and having no commercial value. This is only for Sample Purpose. All Shades are available in Matt & Suede finishes. Action TESA Boards are also available in wide Range of Special Textures as per desired details. MOQ – 50 Boards / SKU's, For more details, please contact with Concerned Branches.

## Action TESA Speical Texture Range

Textures Name	Matt	Super Matt	Suede	Super Suede	Pin Line	Glossy	Checker	Impression	Saw Cut	Wood Grain	Leather Finish	Vines	Straight Line	Grains	Brushed	Linon	Concrete
Short Name	MT	SM	SD	SS	PL	GL	CR	IP	SC	WG	LF	VN	SL	GR	BR	LN	CN
Available in 6 ft Size	✓	-	✓	✓	✓	X	✓	✓	✓	-	-	-	-	-	-	-	-
Available in 4 ft Size	✓	✓	✓	✓	-	X	✓	✓	✓	✓	✓	✓	✓	✓	✓	✓	✓



**Corporate Office:** G-11, Udyog Nagar, Peeragarhi, Main Rohtak Road, New Delhi-110041 **Ph.:** 011-41120000, 41120032

**Plant:** Plot No. C34, C34 A to D & C3, Eldeco SIDCUL Industrial Park, Sitarganj, Distt. Udham Singh Nagar, Uttarakhand - 262405

**Customer Care No.:** 011-41120098, 41120018

[www.actiontesa.com](http://www.actiontesa.com)



<http://www.facebook.com/theactiontesa>



<http://www.linkedin.com/company/balaji-action-buildwell>

**PRODUCT RANGE :** •Pre-Laminated & Plain Particle Board, MDF & HDHMR Board •Boilo - BWP HDF Board •HDHMR Doors •HDF Laminated Flooring •Veneered MDF Board •Embossed HDF Board •UV Coated Board •High Gloss Acrylic Board •Door Skins



Download the Action TESA app on your android mobile from **Google Play Store** & For iOS user, download the app from **App Store**